

manhattan

SHOWERING SOLUTIONS

PROVIDING A TOTAL ANSWER TO ALL YOUR SHOWERING NEEDS



Spare Parts

MAY 2008 Version 2

Dear Customer,

It will always be Manhattan's policy to provide a quality product for our customers, allied to a second to none quality customer service. The good looks, the innovative designs, the ease and function of our products is a result of recognising our customers' high expectations and providing them with a product that only uses the best materials and that is manufactured to the very highest standards regulated by our strict internal quality systems.

In the interest of continuing design development and product improvement we reserve the right to amend or adjust specification at any time. Where an identical product is no longer available we will supply the nearest equivalent from our current range.

In the event of a 'part' replacement, this M3 spare part manual is designed to help you identify which spare part you may require. If you need assistance in selecting a spare / replacement part, please contact one of our customer service team members on:-

Manhattan telephone / fax number: 0845 2579030 / 0845 2579040

You are able to view the Spare Parts manual on our website at www.manhattanshowers.co.uk where you can also view our entire product range and download instruction booklets for all our M3 products.

Spare parts are offered in line with our spare parts policy which is detailed on our product registration form, or available upon request from our Customer Service department.

Manhattan Showers...evolution through expertise.

Contents

- 4 Corner Entry
- 5 Folding Door
- 6 Hinged / Bowfront Hinged Door
- 7 Penta Folding
- 8 Penta Pivot
- 9 Quad Duo
- 10 Quad Plus
- 11 Quad Sphere
- 12 Quad Uno
- 13 Bathscreens / Extended Bathscreens
- 14 Slider / Bowfront Slider
- 15 Standard / Bowfront Side Panels
- 16 Swiftseal 3 / 4 / 5 panel
- 17 Walk-In
- 18 Wet Room
- 19 Wall Channel Pack / Straight Bar Support Pack
- 20 Through Bar Support Pack / Bar Corner Connector Pack / Corner Post Pack
- 21 Bonded Bottom Rail Pack / Tile Glazing Rail Pack
- 22 Support Bar Pack 900 / Support Bar Pack 1200
- 23 Support Bar Pack 2000

Corner Entry

replacement parts



XTL1071AL
(L) Frame Top Capping



XTL1071AR
(L) Frame Top Capping



XTL1072LH
(K) Wall Channel Top Capping



XTL1072RH
(K) Wall Channel Top Capping



XTL1166GF
(J2) Corner Joint Internal Capping



XTLM9022/23
(P1) Door Stop



XSCR46
(S1) Fixing Block Capping



XTLSS318/CS
XTLL5303W Runner Screw Cover Caps



XTL1165C - Chrome / Grey / White
(C1) Corner Joint



XTLM9014/5 - RH/LH Grey
XTLM9012/3 - RH/LH White Clip



XTLM9021 - Grey
XTLM9020 - White Locking Block Part 1



XTLM9018/9 - RH/LH Grey Locking Block
Part 2
XTLM9016/7 - RH/LH White Part 2



M3HC02 - Chrome handle without recess
M3HW02 - White handle without recess



XSL1110 - Length 1830mm
(H) Wall Channel Capping Strip



M3FAo1
Wall Channel Fixing Kit



ZSCR002
XSCR67S



XSL1193 - Length 1756mm
Fixed Panel Flipper Seal



XSCR14
(R1) 8 x 3/4" Screw



ZSCR001
ZSCR002



XSCR51



XTLD5316 - Grey
XTLD5301 - White
Top Runners



XSL1896C
Fixed Panel Seal



XTLD 5421 x4 - Chrome Bottom
Sliders XTLD 5433 x4 - White Bottom
Sliders



XSL1646C
Vertical Seals

Folding Door / Double Folding

replacement parts



XTL1071AL
(L) Frame Top Capping



XTL1071AR
(L) Frame Top Capping



XTL1072LH
(K) Wall Channel Top Cappings



XTL1072RH
(K) Wall Channel Top Cappings



M3FAo1
Wall Channel Fixing Kit



XMAG25
Internal Frame Magnet



XSL1110 (x2) - Length 1830mm
(H) Wall Channel Internal Capping Strip



XSCR45 (x4)
Handle Washers



XTL23 (Chrome / White)
Handle Cover Cap



M3HC02 - Chrome handle without recess
M3HW02 - White handle without recess



XSL1185 (x2)
Magnet Retainer



X CLIP (x4)
Runner Seal Retaining Clip



XSL1108 (x2) - Length 1830mm
(J) Corner Post Internal Capping Strip



XSCR02 (x8)
Runner Washer



XSCR52
8 x 2" Runner Fixing Screw



XSCR72 (x2)
Handle Screw (M4 x 12mm)



XTL5307P - White, XTL5343P - Grey
(X) Locking Pin



XTLD1763 L/R



XTLD5446 - Grey
XTLD5447 - White



XTLD1906B Chrome / Grey /
White



XSL 1237B - Frame Seal



XSL 10 - Center seal



XSL1312C
Splash back bubble seal

Hinged / Bowfront Hinged

replacement parts



XTL1071AL
(L) Frame Top Capping



XTL1071AR
(L) Frame Top Capping




XTL1072LH
(K) Wall Channel Top Capping



XTL1072RH
(K) Wall Channel Top Capping



XTL1253 Grey / White
Pivot Block Cover Cap



XSL1110 - Length 1830mm
(H) Wall Channel Capping Strip



M3HC01 - Chrome handle without recess
M3HW01 - White handle without recess



XTL1256 Grey / White
Pivot Block



XTL1255 Grey / White
Pivot Block




XTL1254 Grey / White
Pivot Block Cover Cap




XTL1258 - Grey / White
Magnet Profile Top / Bottom Caps



XTL1259 - Grey / White
Magnet Profile Top / Bottom Caps



XSL1222
Water Def / Door



XSL1275C
Water Def / Frame




XMAG13
Door Magnet



XSL1273C
Capping Seal



XSL1274C - Length 1750mm
Door Seal



XSL1276
Extend Pivot Door Seal



M3FAo1
Wall Channel Fixing Kit



XTL1068AR - RH
XTL1068AL - LH Hinge Inserts



XMAG14
Frame Magnet



XSCR18 (x6)
Pivot Block Screw 6 x 5/8"



XTL1216 L
(K) Bow Front W/Channel Cap



XTL1216R
(K) Bow Front W/Channel Cap




XTL1065L/R - Grey / White

Penta Folding


replacement parts




XTL1072LH
Wall Channel Top Capping



XTL1072RH
Wall Channel Top Capping



XTL1071AL
Frame Top Capping




XTL1071AR
Frame Top Capping



M3FAo1
Wall Channel Fixing Kit



M3HC02 / M3HW02
Handle - White



XSL1110 (x2) - Length 1830mm
(H) Wall Channel Internal Capping Strip



XSL1208 (x2) - Length 1830mm
(J2) Corner Post Internal Capping Strip



XTL1209L - Chrome / Grey / White
Left Handed Bracket - Grey / White



XTL1209R - Chrome / Grey / White
Right Handed Bracket



XSCR05
6 x 3/4" Screws



PENTA FOLDING ONLY
XTLD5343P - Locking Pin - Grey
XTLD5307P - Locking Pin - White



XSL1185 (x2)
Magnet Retainer



XSL 1237B - Frame Seal



XSL 10 - Center seal



XMAG25
Frame Magnet



XTLD5446 - Grey
XTLD5447 - White



XSCR02 (x8)
Runner Washer



XSCR52
8 x 2" Runner Fixing Screw




XTLD1763 LR - Chrome / Grey /
White

Penta Pivot


replacement parts



XTL1072LH
Wall Channel Top Capping



XTL1072RH
Wall Channel Top Capping



XTL1071AL
Frame Top Capping




XTL1071AR
Frame Top Capping



M3FAo1
Wall Channel Fixing Kit



M3HC01 - M3HW01
Handle - White



XSL1110 (x2) - Length 1830mm
(H) Wall Channel Internal Capping Strip



XSL1208 (x2) - Length 1830mm
(I2) Corner Post Internal Capping Strip



XTL1209LF - Chrome / Grey / White
Left Handed Bracket



XTL1209RF - Chrome / Grey / White
Right Handed Bracket



XSCR05 6 x 3/4" Screw



XSL1222B



XSL1275



XTL1253 - Grey / White
Pivot Block Cover Cap



XTL1256 - Grey / White
Pivot Block



XTL1255 - Grey / White
Pivot Block



XTL1254 - Grey / White
Pivot Block Cover Cap



XTL1258 - Grey / White
Magnet Profile Top / Bottom Caps



XTL1259 - Grey / White
Magnet Profile Top / Bottom Caps



XMAG13
Door Magnet



XSL1273C
Capping Seal



XSL1274C - Length 1750mm
Door Seal



XTL1068AR - RH
XTL1068AL - LH Hinge Inserts

























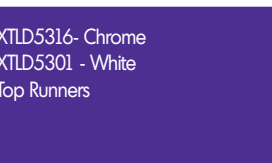





XMAG14
Frame Magnet



XTL1065 - LR - Grey / White







Quad Duo

replacement parts

| | | | | |
|--|--|---|--|---|
|  |  |  |  |  |
| XTL1071AL (L) Frame Top Capping | XTL1071AR (L) Frame Top Capping | XTL1072LH (K) Wall Channel Top Capping | XTL1072RH (K) Wall Channel Top Capping | M3FAo1 Wall Channel Fixing Kit |
|  |  |  |  | |
| M3HW04 - White | M3HC04 - Chrome | XTLM9022/23 (P1) Centre Door Stops | XSCR46 (S1) Fixing Block Capping | |
|  |  |  800x800 Quad - 765mm All other sizes - 820mm |  800x800 Quad - 4 x 225mm 900x900 Quad - 4 x 275mm 900x800 Quad - 2 x 225mm 2 x 275mm 1200x800 Quad - 2 x 225mm 2 x 575mm 1200x900 Quad - 2 x 275mm 2 x 575mm |  |
| XTLD5342 - Grey XTLD5303 - White Runner Screw Cap Covers | XSCR59 XSCR58 Foam Buffers | XSL1197A (N1) Curved Rail Capping Strip | XSL1198 (M1) Internal Fixed Panel Seal | XSL1310 Vertical Fixed Panel Flipper Seal |
|  |  |  |  |  |
| XTLM9018/9 - RH/LH Grey XTLM9016/7 - RH/LH White (Locking Block Part II) | XTLM9014/5 - RH/LH Grey XTLM9012/3 - RH/LH White Clips | XMAG29 Door Magnets | XTLM9021 - Grey XTLM9020 - White | XSL1179C Glass Retaining Seal |
|  |  |  |  | |
| XSCR51 (x4) | ZSCR004 (x4) (R1) 8 x 3/4" Screws | XTLD5316- Chrome XTLD5301 - White Top Runners | ZSCR002 M6 XSCR 67S | |
|  |  |  |  |  |
| XTLD 5421 x2 - Chrome Bottom Sliders XTLD 5433 x2 - White Bottom Sliders | XTL1908 | XSL1896C Fixed Panel Seal | XSL1646C - Fixed Panel Vertical Seals | XSL1110 - Length 1830mm (H) Wall Channel Capping Strip |

Quad Plus / Offset Quad Plus

replacement parts



Quad Sphere

replacement parts



XTL1071AL
(Z) Frame Top Capping



XTL1071AR
(Z) Frame Top Capping



XTL1072LH
(X) Wall Channel Top Capping



XTL1072RH
(X) Wall Channel Top Capping



M3XC09 - Fixed Panel Chrome Kit
M3XW09 - Fixed Panel White Kit



XTL1846C x2 - Chrome Top Runners
XTLD5421 x2 - Chrome Bottom Sliders
XTL1846W x2 - White Top Runners
XTLD5433 x2 - White Bottom Sliders
XBU017 - Spanner large
XBU018 - Spanner small
XSCR65 - Allen key



XTLM9021 - Grey
XTLM9020 - White Locking Block Part 1




XTLM9018/9 - RH/LH Grey Locking Block Part 2
XTLM9016/7 - RH/LH White



M6 x 16 CSK
M6 x 20 CSK
ZSCR002



XSL1197A - Length 765mm
Top & Bottom Rail Capping Seal



XSL1110 - Length 1830mm
(A1) Wall Channel Capping Strip



M3FA01
Wall Channel Fixing Kit



XTL1382
Door Stop



XSL1896C
Fixed Panel Seal



XSL1646C
Vertical Seals



ZEL241COP2
Magnet Profile



White
XTL 1202AC
Magnet Profile Capping Strip



XTL1183C - L/H Chrome
XTL1183F - L/H White
XTL1184C - R/H Chrome
XTL1184F - R/H White
Magnet Profile Top / Bottom Cappings



XMAG19 - Length 181.5mm
Door Magnet



XMAG18 - Length 175.5mm
Frame Magnet



XSL1198 - Vertical fixed panel
seal 1830mm

Quad Uno

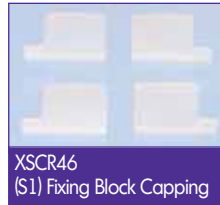
replacement parts



M3HW04 - White



M3HC04 - Chrome



XSCR46
(S1) Fixing Block Capping



XTL1381 G/F
Door Stop



XTL1071AL
(L) Frame Top Capping



XTL1071AR
(L) Frame Top Capping



XTLM9018 RH - Grey (x2)
XTL9016 RH - White (x2)



XTLM9019 LH - Grey (x2)
XTL9017 LH - White (x2)



XTL1382 - Grey / White



XSL1202A C/G/W
(L2) Magnet Profile Capping Strip



M3FA01
Wall Channel Fixing Kit



XTL1183C - L/H Chrome
XTL1183F - L/H White
XTL1184C - R/H Chrome
XTL1184F - R/H White
Magnet Profile Top / Bottom
Cappings



XTL1216 LH
(V) Wall Channel Top Capping



XTL1216 RH
(V) Wall Channel Top Capping



XSCR60 (x2)
Door Stop Rubber



XMAG18 - Length 1755mm
Frame Magnet



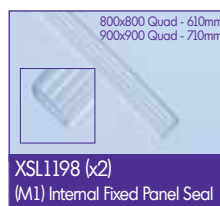
XSL1179C (x2)
Length 1780mm



XMAG19 - Length 1815mm
Door Magnet




800x800 Quad - 610mm
900x900 Quad - 710mm
XSL1197A (x2)
(N1) Curved Rail Capping Strip



800x800 Quad - 610mm
900x900 Quad - 710mm
XSL1198 (x2)
(M1) Internal Fixed Panel Seal




XSL1110 (x2) - Length 1830mm
(H) Wall Channel Capping Strip



XSCR05 (x4)
(H1) 6 x 3/4" Screws



XSCR67 (x2)



XSCR68 (x2)




XSL1646E
Vertical Seals



ZEL241 COP2
Magnet Profile



XSL1896C
Fixed Panel Seal



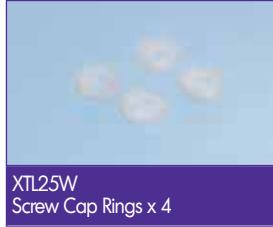

XSL1646C
Vertical Seals



XTL1846C x2 - Chrome Top Runners
XTLD5421 x2 - Chrome Bottom Sliders
XTL1846W x2 - White Top Runners
XTLD5433 x2 - White Bottom Sliders
XBU017 - Spanner large
XBU018 - Spanner small
XSCR65 - Allen key

Bathscreens / Extended Bathscreens

replacement parts



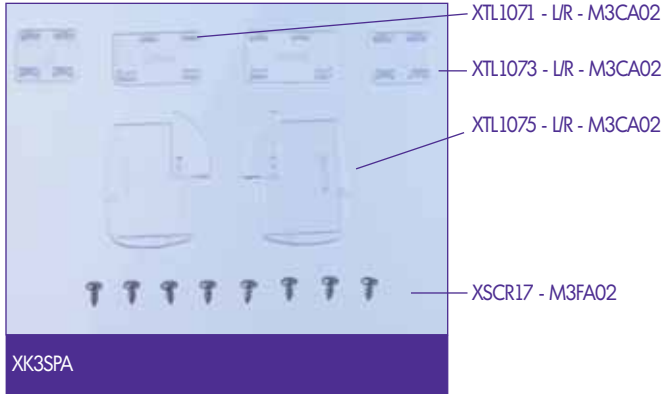
Slider / Bowfront Slider

replacement parts



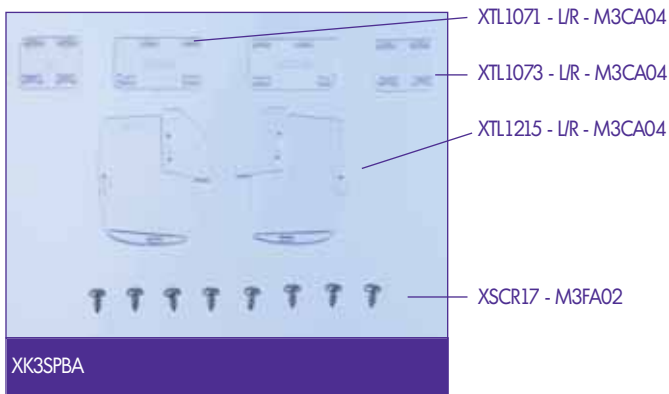
Standard Side Panel

replacement parts

































Bowfronted Side Panel

replacement parts



Swiftseal 3/4/5 Panel

replacement parts

| | | | | |
|--|---|---|--|---|
|  <p>R/H L/H</p> <p>(E)XTL1411C - R/H (4/5 Panel Only) (E)XTL1418C - L/H (4/5 Panel Only)</p> |  <p>R/H L/H</p> <p>(F)XTL1419C - R/H (F)XTL1420C - L/H</p> |  <p>5 panel - Length 868mm 4 panel - Length 696mm 3 panel - Length 524mm</p> <p>XSL1435 Arm Seal</p> |  <p>R/H L/H</p> <p>XTL1389 - R/H XTL1410 - L/H</p> |  <p>XSL16C - Length 1320mm</p> |
|  <p>(L)XTL1431</p> |  <p>XBU016</p> |  <p>XTL1426 - L/H (White) XTL1427 - R/H (White)</p> |  <p>(D)XSL1421PS Capping Strip (White)</p> |  <p>M3FA04</p> |
|  <p>M3FA05</p> |  <p>XT11414C (White)</p> |  <p>XTL1415C (White)</p> |  <p>XTL1424 RH (White / Chrome)</p> |  <p>XTL1423 LH C (White)</p> |
|  <p>XTL1422 LH C (White / Chrome)</p> |  <p>XTL1425 RH C (White)</p> |  <p>XBU006A</p> |  <p>XBU014</p> |  <p>XMAG23</p> |
|  <p>XSCR07 6 x 1 1/4</p> |  <p>XSCR06C Catch Screw 6 x 1 CSK</p> |  <p>XSCR66 Arm Screw</p> |  <p>XTL1774R (3 Panel Only)</p> |  <p>XTL1774L (3 Panel Only)</p> |
|  <p>XTL1413C</p> |  <p>XSCR70 8 x 38 CSK</p> |  <p>XTL1950C Shelf Magnet Assy (M3FA06)</p> |  <p>XMAG 28 Magnet 10 x 3 (M3FA06)</p> |  <p>XTL24W Screw Cap + Magnet Cap (M3FA06)</p> |

Walk-in

replacement parts



XTL1072LH - 1700 Walk-in Only
(K) Wall Channel Top Capping



XTL1072RH - 1700 Walk-in Only
(K) Wall Channel Top Capping



XTL1085 LH - 1700 Walk-in Only
(E2) Angled Extrusion Capping



XTL1084 RH - 1700 Walk-in Only
(E2) Angled Extrusion Capping



XTL1086
(H2) Edge Extrusion Top Cap



XTL1071AL - 1400 Walk-in Only
(L) Frame Top Capping



XTL1071AR - 1400 Walk-in Only
(L) Frame Top Capping



XTLWAL (x8)
(E) Wall Plugs



XTL1116
(L2) Gasket



XTL22B
(E3) Plastic Washer Short



XTL1098C - Chrome (N2) Cover End
CapXTL1120 (M2) Cover Flap End Cap



XTL1095F - White (M2) End Cap Bush
XTL1095C - Chrome (M2) End Cap Bush



XSL1110 - Length 1900mm
(H) Internal Capping Strip



XSCR07
(L3) 6 x 1 1/4" Screws



XSCR53
(P2) Plastic Packer 3mm



XSCR54
(R2) Plastic Packer 6mm



XTL1096F - White
(F3) Wall Mount Adjuster



XTL1097C - Chrome (G3) Sliding Cover
XTL1097F - White (G3) Sliding Cover



XSCR17 (x6)
(F) 6 x 1/4" Screws



XSCR43
6 x 1 1/2" Screws



XTL20C
(D2) Round Cover Cap



ZSCR004
(R1) 8 x 3/4" screws



XSCR11 - 8 x 1 1/4



XSCR06 - 6 x 1



XTL1216 L/R (R/H Shown)
Wall Channel Top Cap - 1400 Only

Wet Room

replacement parts



XTL1072LH
(K) Wall Channel Top Capping



XTL1072RH
(K) Wall Channel Top Capping



XTL1085
(E2) Angled Extrusion Capping



XTL1084
(E2) Angled Extrusion Capping



XTL1086
(H2) Edge Extrusion Top Cap



XTLWAL (x8)
(E) Wall Plugs



XTL1116
(L2) Gasket



XTL22B



XTL1120C - White XTL1098C - Chrome
(V2) Cover Rat End Cap (N2) Cover End Cap



XTL1095F - White XTL1095C - Chrome
(M2) End Cap Bush



XSL1110 - Length 1900mm
(H) Internal Capping Strip



XSCR07
(L3) 8 x 6 x 1 1/4" Screws



XTL1096C - Chrome XTL1096F - White
(F3) Wall Mount Adjuster



XTL1097C - Chrome XTL1097F - White
(G3) Sliding Cover



XSCR17 (x6)
(F) 6 x 1/4" Screws



XSCR43
6 x 1 1/2" Screws

Wall Channel Pack

replacement parts



ZEL319C
Wall Channel (1950mm)



ZEL320C
Upright (1950mm)



XSL2385C
Glass Gripper (1950mm)



ZXW27C (2100)
Cover Strip (1950mm)



XTL2570C / XTL2571C
Wall Channel Cap LH / RH



XTL2569C
Upright Cap



XSCR07
Screw No. 6x1 1/4" Pozi Pan



XSCR03
Screw No. 6x1 3/8" Pozi Pan



XTLWAL
Wall Plug

Straight Bar Support Pack

replacement parts



XTL2104
Glass Clamp



XSL2105C
Glass Clamp Gasket (18mm)



XTL2455C
Support Bar Arm



XSCR74
Grub Screw M5 x 5mm



ZXX24
Grub Screw M10 x 6mm

Through Bar Support Pack

replacement parts



Bar Corner Connector Pack

replacement parts



Corner Post Pack

replacement parts



Bonded Bottom Rail Pack

replacement parts - glass panel



ZEL361C
Bottom Rail (1192mm)



XTL2573C
Bottom Rail Cap



XSL5313
Mastic (1192mm)

replacement parts - return panel



ZEL361C
Bottom Rail (292mm)



XTL2573C
Bottom Rail Cap



XSL5313
Mastic (292mm)

Tile Glazing Rail Pack

replacement parts



XSL2385C
Glass Gripper (1198mm)



ZEL326C
Tiling Channel (1201mm)



XTL2127C
Tiling Channel Cap

Support Bar Pack 900

replacement parts



XTL2107C
Wall Bracket Fixing Block



XTL2108C
Wall Bracket Pivot Block



XBU019
Wall Bracket Pivot Pin



ZEL363C
Support Bar (900mm)



XSCR74
Grub Screw M5 x 5mm



XSCR73
Grub Screw M5 x 8mm



ZSCR11
Screw No. 8 x 1 1/2" CSK



XTLWAL
Wall Plug

Support Bar Pack 1200

replacement parts



XTL2107C
Wall Bracket Fixing Block



XTL2108C
Wall Bracket Pivot Block



XBU019
Wall Bracket Pivot Pin



ZEL363C
Support Bar (1200mm)



XSCR74
Grub Screw M5 x 5mm



XSCR73
Grub Screw M5 x 8mm



ZSCR11
Screw No. 8 x 1 1/2" CSK



XTLWAL
Wall Plug

Support Bar Pack 2000

replacement parts



XTL2107C
Wall Bracket Fixing Block



XTL2108C
Wall Bracket Pivot Block



XBU019
Wall Bracket Pivot Pin



ZEL363C
Support Bar (2000mm)



XSCR74
Grub Screw M5 x 5mm



XSCR73
Grub Screw M5 x 8mm



ZSCR11
Screw No. 8 x 1 1/2" CSK



XTLWAL
Wall Plug

MANHATTAN SHOWERS LTD

Marsden Mill, Brunswick Street, Nelson, Lancashire BB9 0LY
Telephone: 0845 2579030 Facsimile: 0845 2579040

www.manhattanshowers.co.uk sales@manhattanshowers.co.uk